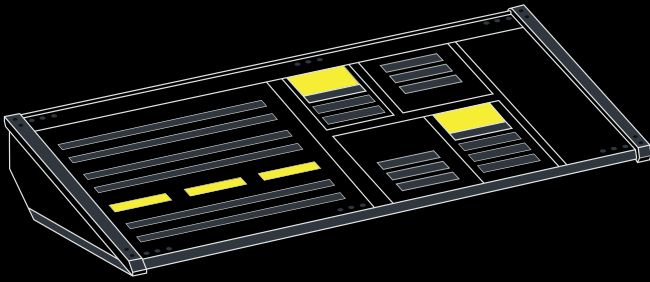


ELEMENTS **NAS**



NAS Use Case Scenario



ELEMENTS NAS combines all our features in an affordable solution for small workgroups without the need for block-level access.



• Color Grading



• Editing •
• Compositing •
• VFX





Tech-Specs

Versatile NAS solution

Chassis

- 24 bay: 4U rack-mountable up to 24 drives
- 60 bay: 4U rack-mountable up to 60 drives

Capacity

- up to 960 Terabyte in a 4U chassis

Speed

- over 2500 Megabyte/s per client
- 12 GB/s (SSD) per node (internal)
- 6 GB/s (HDD) per node (internal)

Connectivity

- 1/10/25/40/50/100 GbE (optical/copper)

Weight

- 24 bay: approx. 55,0 kg / 121 lbs (including 24 x 3.5" drives)
- 60 bay: approx. 82,0 kg / 182 lbs (including 60 x 3.5" drives)

Power

- 24 bay: 1320 W (primary)
- 60 bay: 1890 W (primary)

Dimensions

- 24 bay: 725 mm x 465 mm x 180 mm
- 60 bay: 1000 mm x 465 mm x 180 mm (L x W x H)

NAS at its best

ELEMENTS NAS is equipped with two 10GBASE-T ports that are compatible with standard 1Gbit Ethernet. Both the OS and the file system meta-data are stored on SSD for improved performance. Simultaneous file access through NFS, SMB and AFP and dual RAID controllers guarantee utmost flexibility and reliability.



ELEMENTS HEADQUARTERS

Parkstr. 31
40477 Düsseldorf
Germany
+49 211 749 5350
info@elements.tv
<http://elements.tv>

ELEMENTS US

PO Box 7304
Burbank, CA - 91505
USA +1 818 876
5850 info@ele-
ments.tv [http://](http://elements.tv)
elements.tv

ELEMENTS UK

Dorchester House
Henley-on-Thames RG9 1HE
United Kingdom
+44 1491 378 024
info@elements.tv
<http://elements.tv>